

# How to Use UCC Data to Move Equipment

Jeff Cull

Director of Sales, Industrial

# Agenda

- Fusable & UCC Overview
- Top 3 UCC Use Cases
- 3 New Ways to Access UCC Data
- Offers
- Q & A

# FUSABLE

 EDA

 Iron  
Solutions

 Equipment  
Watch

 RigDig

# Fusable's New Data Core



What is EDA Data?

# EDA provides verified UCC-1 data

## What are EDA's primary data sources?

EDA's primary data sources are UCC-1 statements and Dun & Bradstreet firmographics.

## What is a UCC-1 financing statement?

Uniform Commercial Codes (UCCs) are public documents filed by the secured party with the Secretary of State's office where the borrower is located. A UCC is a voluntary public notice that a creditor has a security interest in the personal property of the debtor.



# A UCC-1 is a legal form that a creditor files as a lien on the financed property of a debtor

**UCC FINANCING STATEMENT**  
FOLLOW INSTRUCTIONS

**FILE NUMBER OF CONTACT AT FILER (OPTIONAL)**  
Lien Solutions  
B. E-MAIL CONTACT AT FILER (OPTIONAL)  
uocffilingret@wheelerkiewer.com  
C. SEND ACKNOWLEDGMENT TO: (Name and Address)

**Lien Solutions**  
P.O. Box 29071  
Glendale, CA 91209-9071

**THE ABOVE SPACE IS FOR FILING OFFICE USE ONLY**

**1. DEBTOR'S NAME:** Provide only one Debtor name (1a or 1b) (use exact, full name, do not omit, modify, or abbreviate any part of the Debtor's name); if any part of the Individual Debtor's name will not fit in line 1b, leave all of item 1 blank, check here  and provide the Individual Debtor information in item 10 of the Financing Statement Addendum (Form UCC1Ad)

**1a. ORGANIZATION'S NAME**  
**Vortex Drainage Systems, LLC**

**OR**

**1b. INDIVIDUAL'S SURNAME**

**1c. MAILING ADDRESS**  
**1113 Fairview St.**

**2. SECURED PARTY'S NAME (or NAME of ASSIGNEE of ASSIGNOR SECURED PARTY):** Provide only one Secured Party name (3a or 3b)

**3a. ORGANIZATION'S NAME**  
**Signature Financial LLC**

**OR**

**3b. INDIVIDUAL'S SURNAME**

**3c. MAILING ADDRESS**  
**12100 NE 195th Street, Ste 315**

**4. COLLATERAL:** This financing statement covers the following collateral:  
One (1) Caterpillar Model 926M Wheel Loader Serial: W5L00920

**FILE NUMBER: 20210050139E**  
**DATE FILED: 4/19/2021 2:17:00 PM**  
**ELAINE F. MARSHALL**  
**NC SECRETARY OF STATE**

**File Number: 20210050139E**  
**Date Filed: 4/19/2021 2:17:00 PM**  
**Elaine F. Marshall**  
**NC Secretary of State**

1. DEBTOR'S NAME: Provide only one Debtor name (1a or 1b) (use exact, full name; do not omit, modify, or abbreviate any part of the Debtor's name); if any part of the Individual Debtor's name will not fit in line 1b, leave all of item 1 blank, check here  and provide the Individual Debtor information in item 10 of the Financing Statement Addendum (Form UCC1Ad)

1a. ORGANIZATION'S NAME <b>Vortex Drainage Systems, LLC</b>			
OR	1b. INDIVIDUAL'S SURNAME		
	FIRST PERSONAL NAME	ADDITIONAL NAME(S)/INITIAL(S)	SUFFIX
1c. MAILING ADDRESS <b>1113 Fairview St.</b>			
	CITY <b>Durham</b>	STATE <b>NC</b>	POSTAL CODE <b>27707</b>
			COUNTRY <b>USA</b>

3. SECURED PARTY'S NAME (or NAME of ASSIGNEE of ASSIGNOR SECURED PARTY): Provide only one Secured Party name (3a or 3b)

3a. ORGANIZATION'S NAME <b>Signature Financial LLC</b>			
OR	3b. INDIVIDUAL'S SURNAME		
	FIRST PERSONAL NAME	ADDITIONAL NAME(S)/INITIAL(S)	SUFFIX
3c. MAILING ADDRESS <b>12100 NE 195th Street, Ste 315</b>			
	CITY <b>Bothell</b>	STATE <b>WA</b>	POSTAL CODE <b>98011</b>
			COUNTRY <b>USA</b>

4. COLLATERAL: This financing statement covers the following collateral:

One (1) Caterpillar Model 926M Wheel Loader Serial: W5L00920

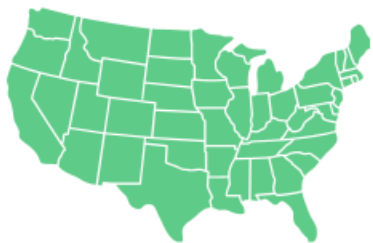
Together with all present and future attachments, accessories, additions, accessions, parts and supplies, and any replacements thereof, installed in, affixed to, or used in connection with said property and all proceeds of said property.

## EDA Data-Proprietary Data

52+ Fields of Equipment Data



# UCC-1 records cleansed and enhanced for unmatched data quality and insights



We collect the UCC-1 records from every state.




Our data production team meticulously sorts and cleanses the information.



Cleansed data is categorized enhanced, and made available to users via EDA online

# **Top 3 Use Cases for Moving Equipment**



# Give your team the EDA advantage

EDA



Sales territory analysis



Actionable sales & service leads



Likely lease expirations



Capture competitor share



Potential Buyer-targeting



Insight into new & existing markets



Reduce prospecting time



Increase ROI

# Use Cases for Moving Equipment

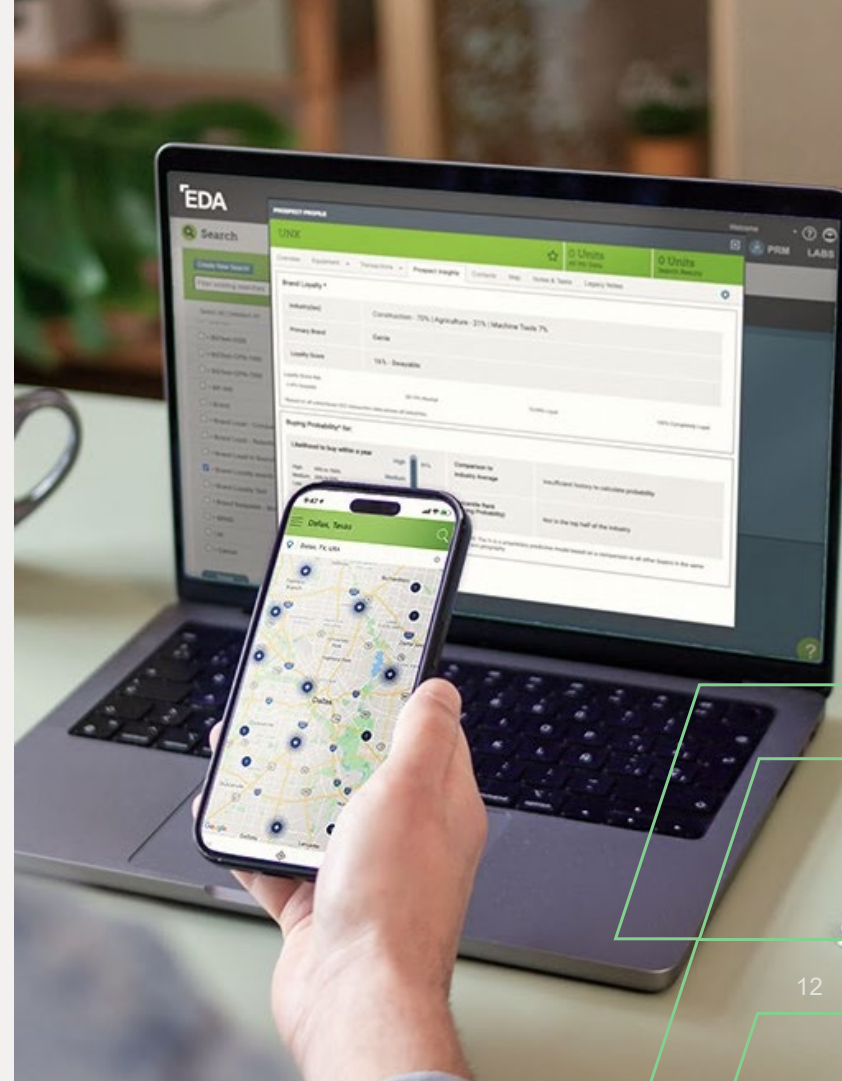
- Find your best prospects
- Automated reporting
  - Lost Sales
  - Trade Cycles
  - Used Equipment
- Market Insights
  - Competitive Market Share
  - Opportunity Analysis
  - Merger and Acquisition Intelligence

# Prospect Profile & Prospect Mobile

**Prospect Profile:** Available to EDA subscribers at no additional charge. This feature is accessible as a search filter, sortable column header in search results, and through a new tab in Prospect Profiles letting you:

- Identify accounts mostly likely to buy
- Pinpoint customer churn risk
- Benchmark sales performance

**Prospect Mobile:** Gives you instant access to your EDA database while on the road. This powerful tool provides data-driven market insights based on location and has a variety of features that enhance your equipment search experience.



# Find your ideal target prospects

## Prospect Insights

- Primary Brand / Loyalty
- Brand Loyalty
- Buying probability
- Fleet Size
- Buying Frequency
- And More

305 Units  
All My Data
74 Units  
Search Results

Brown Exc Inc

Overview Equipment Transactions Prospect Insights Contacts Map Legacy Notes

**BUYER ID** H325247

**CONTACT** Leslie Brown

**ADDRESS** 20040 190th St, Glenwood, MN 56334 (Residence)

**COUNTY** Pope

**PHONE** (320) 634-3900 / FAX: —

**SIC** 1794 - Excavation Work

**LAST ACTIVITY** 12/17/2024 (Active)

**CREDIT RISK** Low

**EMPLOYEES** 7 (Est.)

**ANNUAL SALES** \$1,313,202 (Est.)

**EXECUTIVE** Mike Brown

**D.U.N.S.# NUMBER** 021652211

**NAICS** 238910 - Site Preparation Contractors

**INDUSTRY** —

**YEAR STARTED** 2008

**WEBSITE** [Link](#)

**Brands**

1. CAT	85	34.6%
2. SUPERIOR	29	11.8%
3. DEERE	16	6.5%
4. CEDARAPIDS	11	4.5%
5. TRAIL-KING	9	3.7%
6. KOMATSU	7	2.8%
7. KUBOTA	7	2.8%
8. MASABA	7	2.8%
9. FABTEC	5	2.0%
10. GREAT-DANE	4	1.6%

**Equipment**

1. CONVEYOR	41	16.7%
2. WHEEL LOADER	37	15.0%
3. EXCAVATOR	15	6.1%
4. CLASS 8 TRUCK	13	5.3%
5. CRUSHER	12	4.9%
6. TRACK SKID LDR	10	4.1%
7. LGP DOZER	9	3.7%
8. SCREENING P...	9	3.7%
9. CRUSHING PL...	8	3.3%
10. SCREEN	7	2.8%

**Lenders**

1. RITCHIE BROS...	81	32.9%
2. CAPFIRST EQT...	32	13.0%
3. CAPFIRST EQT...	30	12.2%
4. CATERPILLAR ...	19	7.7%
5. KINETIC LSG L...	9	3.7%
6. ALERUS FIN (G...	8	3.3%
7. B M O BANK N...	7	2.8%
8. C I T BANK (A...	7	2.8%
9. KOMATSU FIN ...	6	2.4%
10. KOMATSU FIN ...	6	2.4%

**New vs. Used**

**Financing Cycles:**

Counts based on sale and lease transactions only. Learn more about [transaction classifications](#)

Equipment	Serial #	Stat
SCREENING PLANT	11367820	S
TRACK SKID LDR	12499	S
CONVEYOR	194264	S
12/17/2024 U EAST N/A	END DUMP TRAILER	1E1D1P484KRF10699 S
12/17/2024 U DEERE 75-G	MINI EXCAVATOR	1FF075GXHFJ015635 S
12/17/2024 U FREIGHTLINER FLD-120	CLASS 8 TRUCK	1FUPFSEB4WP980389 S
12/17/2024 U INTL 5900-I-6X4	CLASS 8 TRUCK	1HTXRAPT37J414813 S
12/17/2024 U MACK CV-713	CLASS 8 TRUCK	1M2AG11C54M016686 S
12/17/2024 U DEERE 9560-RT	4WD AG TRACTOR	1RW8560RCA900103 S
12/17/2024 U DEERE 9560-R	4WD AG TRACTOR	1RW9560RHCED004565 S

F

13

back to saved searches

Search by keywords



Date Range\* ⓘ



Location\* ⓘ



Equipment\* ⓘ



Filing Status\* ⓘ



Prospect Insights\* ⓘ



Lender ⓘ



Prospects powered by D&B® ⓘ



Match ⓘ



Favorites and Notes ⓘ



Fleet Size ⓘ



Sales Territory ⓘ



Cancel

Save



NAME **4WD Ag Tractor Prospects**

TOTAL PROSPECTS **402** TOTAL UNITS **698**

DATE FROM **01/01/2020** DATE TO

SIZE FROM **0** SIZE TO **0**

ANNUAL SALES FROM **\$0** ANNUAL SALES TO **\$0**

DATE TYPE **Filing Date** FLEET TYPE **Total Units**

ADDRESS DELIVERY INDICATOR **All**

AGE **New and Used Equipment** CREDIT RISK

PRIMARY INDUSTRY LIKELIHOOD TO BUY WITHIN A YEAR **High**

BRAND LOYALTY SCORE **Swayable (0-49%), Neutral (50-74%)**

ACTIVITY WITHIN LAST **12 Months**

LOCATION **State includes**  
IN - INDIANA • KY - KENTUCKY

EQUIPMENT **Equipment Type includes**  
8400 - 4WD AG TRACTOR

PROSPECT **Prospect excludes**  
BLANK COMPANY NAMES • BLANK CONTACT NAMES • BLANK PHONE • INACTIVE • NON CASS • NON DPV

Company	City	State	County	<span>i</span> Buying Probability	Last Activity	Total Units
Hooks Farms Prtnrshp	Eddyville	KY	LYON	HIGH	08/14/2025	762
<a href="#">Hulsbosch Dairy Farm LLC</a>	Greensburg	IN	DECATUR	HIGH	10/08/2025	57
W C I Family Farms Prtnrshp	Crawfordsville	IN	MONTGOMERY	HIGH	06/23/2025	269
Hardesty Farms LLC	Morganfield	KY	UNION	HIGH	07/03/2025	70
Keystone Coop Inc	Indianapolis	IN	MARION	HIGH	09/22/2025	306
M K 4 LLC	Williamsport	IN	WARREN	HIGH	10/21/2025	41
Nutrient Mgmt Prtnr LLC	Morgantown	IN	BROWN	HIGH	09/16/2025	28
R N Thompson Jr & ASSC Const LLC	Indianapolis	IN	MARION	HIGH	03/24/2025	67
Crossplains Farms LLC	Robards	KY	HENDERSON	HIGH	12/06/2024	130
Gary Murphy Farms LLC	Owensboro	KY	DAVIESS	HIGH	06/17/2025	77
Hession Bros Inc	Brownsburg	IN	HENDRICKS	HIGH	06/24/2025	68
McCutchan Farms Inc	New Ross	IN	MONTGOMERY	HIGH	08/29/2025	134
Seldom Rest AG Svc LLC	Auburn	KY	SIMPSON	HIGH	09/30/2025	82
Sycamore Farms Corp	Perrysville	IN	VERMILLION	HIGH	05/16/2025	53
Adams Swine Farms LLC	Berne	IN	ADAMS	HIGH	05/08/2025	118



Overview **Equipment** Transactions Prospect Insights Contacts Map Legacy Notes

BUYER ID J316362  
 CONTACT Murray Murphy  
 James Murphy  
 ADDRESS 8470 Mulligan Rd, Owensboro, KY 42301  
 (Business)  
 COUNTY Daviess  
 PHONE (270) 929-6283 / FAX: —  
 SIC 0191 - General Farms Primarily Crop  
 LAST ACTIVITY 06/17/2025 (Active)

CREDIT RISK Low   
 EMPLOYEES 6 (Est.)  
 ANNUAL SALES \$800,904 (Est.)  
 EXECUTIVE Gary Murphy  
 D-U-N-S® NUMBER 182382874  
 NAICS 111130 - Dry Pea And Bean Farming  
 INDUSTRY Agriculture / Forestry / Fishing  
 YEAR STARTED 2005

Sale &amp; Lease Units: 58\*

## Brands

Brand	Count	Percentage
1. DEERE	33	56.9%
2. CHALLENGER	5	8.6%
3. MANITOU	4	6.9%
4. CAT	3	5.2%
5. AG-LEADER	2	3.4%
6. KINZE	2	3.4%
7. SPRA-COUBE	2	3.4%
8. KELLY	1	1.7%
9. MEYER	1	1.7%
10. SALFORD	1	1.7%

## Equipment

Equipment	Count	Percentage
1. 4WD AG TRAC...	11	19.0%
2. SPRAYER	5	8.6%
3. PLANTER	4	6.9%
4. PLATFORM HE...	4	6.9%
5. UTILITY TRACT...	4	6.9%
6. COMBINE	3	5.2%
7. TELESCOP FR...	3	5.2%
8. UTILITY LOADER	3	5.2%
9. UTILITY VEHICLE	3	5.2%
10. GLOBAL POS S...	2	3.4%

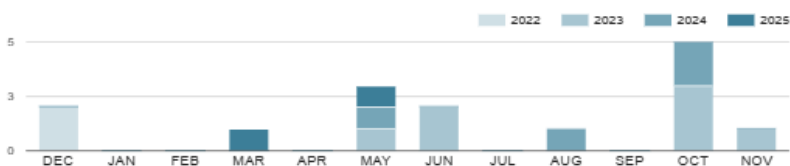
## Lenders

Lender	Count	Percentage
1. JOHN DEERE I...	33	56.9%
2. AGCO FIN (JO...	9	15.5%
3. INDEPENDENC...	2	3.4%
4. MANITOU FIN (...)	2	3.4%
5. SOUTH CNTRL...	2	3.4%
6. FARM CREDIT ...	1	1.7%
7. FARM CREDIT ...	1	1.7%
8. KEN SHOURD...	1	1.7%
9. SOUTH CNTRL...	1	1.7%
10. WRIGHT IMPL ...	1	1.7%

## New vs. Used



## Financing Cycles:



Counts based on sale and lease transactions only. Learn more about [transaction classifications](#)



Overview Equipment <sup>^</sup> Transactions <sup>^</sup> Prospect Insights Contacts Map Legacy Notes



## All Transactions Activity

Filter with search criteria

Yes



Date	Age	Brand	Model	Equipment	Serial #	Status	Lender
11/08/2022	N	CHALLENGER	MT-855-C	4WD AG TRACTOR	NSN 312118511	S	AGCO FIN
06/09/2022	U	DEERE	9620-R	4WD AG TRACTOR	54400	S	JOHN DEERE INDL CREDIT
06/09/2022	U	DEERE	9620-R	4WD AG TRACTOR	54409	S	JOHN DEERE INDL CREDIT
05/27/2021	N	CHALLENGER	MT-865-C	4WD AG TRACTOR	NSN 285847181	S	AGCO FIN
04/13/2021	U	DEERE	9410-R	4WD AG TRACTOR	8681	S	JOHN DEERE INDL CREDIT



1



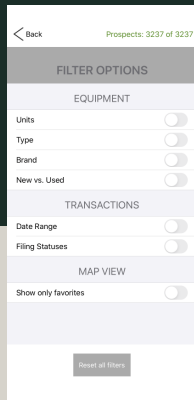
Jump to

1

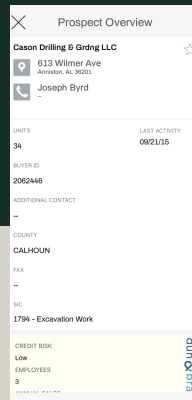
/ 1

Go

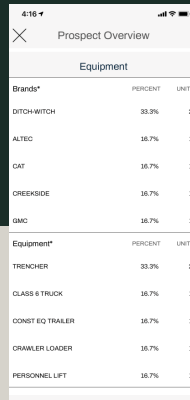
# A Mobile, Easy To Use Market Solution



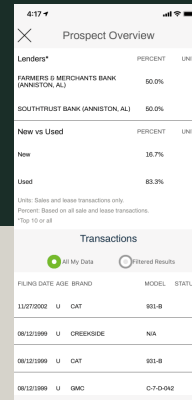
Filter by unit, size, new vs. used propensity & more.



View company contacts and demographics, including D&B data.

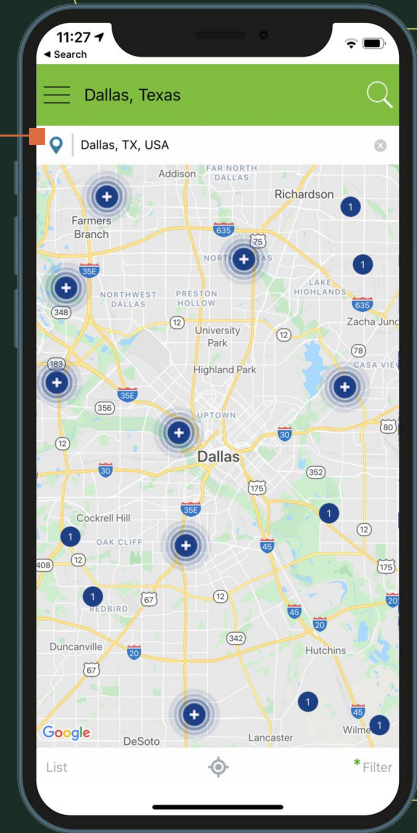


Discover brand preferences and amount of uses.



Prospect Overview provides insight into most recent financing activity & more.

View nearby prospects on a map or in a list



# Automated Reporting

- Lost Sales Report
- Replacement Cycles
- Used Equipment
- Brand Loyalty
- And More

## Prospect Profile

**PROSPECT PROFILE**

**Brown Exc Inc**

Overview Equipment Transactions Prospect Insights Contacts Map Legacy Notes

All Transaction Activity Filter

Date	Ag	Brand	Model	Equipment	Serial #	Stat
12/17/2024	U	GREYSTONE	N/A	SCREENING PLANT	11367820	S
12/17/2024	U	KUBOTA	SVL-90-2	TRACK SKID LDR	12499	S
12/17/2024	U	SUPERIOR	9630	CONVEYOR	194264	S
				END DUMP TRAILER	1E1D1P484KRF10699	S
				MINI EXCAVATOR	1FF075GXHFJ015635	S
				CLASS 8 TRUCK	1FUPFSEB4WP980389	S
				CLASS 8 TRUCK	1HTXRAPT37J414813	S
				CLASS 8 TRUCK	1M2AG11C54M016886	S
				4WD AG TRACTOR	1RW9560RCAP900103	S
				4WD AG TRACTOR	1RW9560RHC004565	S

**PROSPECT PROFILE**

**Brown Exc Inc** 305 Units 74 Units

Overview Equipment Transactions Prospect Insights Contacts Map Legacy Notes

BUYER ID: H325247  
 CONTACT: Leslie Brown  
 ADDRESS: 20040 190th St, Glenwood, MN 56334  
 COUNTY: Pope  
 PHONE: (320) 634-3900 | FAX: —  
 SIC: 1794 - Excavation Work  
 LAST ACTIVITY: 12/17/2024 (Active)

CREDIT RISK: Low  
 EMPLOYEES: 7 (Est)  
 ANNUAL SALES: \$1,313,202 (Est)  
 EXECUTIVE: Mike Brown  
 DUNS # NUMBER: 021652211  
 NICS: 238910 - Site Preparation Contractors  
 INDUSTRY: —  
 YEAR STARTED: 2008  
 WEBSITE: [Link](#)

**Brands**

1. CAT	85	34.8%
2. SUPERIOR	29	11.9%
3. DEERE	16	6.5%
4. CEDARAPIDS	11	4.5%
5. TRAIL-KING	9	3.7%
6. KOMATSU	7	2.8%
7. KUBOTA	7	2.8%
8. MASABA	7	2.8%
9. FABTEC	5	2.0%
10. GREAT-DANE	4	1.6%

**Equipment**

1. CONVEYOR	41	16.7%
2. WHEEL LOADER	37	15.0%
3. EXCAVATOR	15	6.1%
4. CLASS 8 TRUCK	13	5.3%
5. CRUSHER	12	4.9%
6. TRACK SKID LDR	10	4.1%
7. LSP DOZER	9	3.7%
8. SCREENING PL...	9	3.7%
9. CRUSHING PL...	8	3.3%
10. SCREEN	7	2.8%

**Lenders**

1. RITCHE BROS...	81	32.9%
2. CAPFIRST EQT...	32	13.0%
3. CAPFIRST EQT...	30	12.2%
4. CATERPILLAR...	19	7.7%
5. KINETIC LSG I...	9	3.7%
6. ALERUS FIN (O...	8	3.3%
7. B M O'BANK N...	7	2.8%
8. C I T BANK (JA...	7	2.8%
9. KOMATSU FIN ...	6	2.4%
10. KOMATSU FIN ...	6	2.4%

**New vs. Used**

227 (97.3%)  
 ● New ● Used

**Financing Cycles:** Last 36 Months

Counts based on sale and lease transactions only. Learn more about transaction classifications.

## 4WD Tractors Lost

*Watch components - display data since the previous Report delivery date.  
Search components - display data based on date range defined in the search.*

### 4WD Tractors [View Watch](#)

Date range: 09/18/2025 - 10/18/2025

List \*

Page 1 of 2 - [Previous](#) | [Next](#)

Company	D&B <sup>®</sup> Enhanced	Location	Last Activity	Count
Russellville Invst Prtnr LLC	■	Hopkinsville, KY	10/15/2025	3
Keystone Coop Inc	■	Indianapolis, IN	09/22/2025	3
B & D AG Svc Inc	■	Mexico, IN	10/02/2025	2
Trent Fiedler		Ossian, IN	10/09/2025	1
Thacker Farms	■	Freedom, IN	09/23/2025	1
Slo Brook Holdings LLC	■	Lagrange, IN	10/07/2025	1
Randy Koenig	■	Sandborn, IN	10/17/2025	1
Ralph Adams Jr.		Hickman, KY	10/15/2025	1
Pfaff Const Inc		Jasper, IN	09/23/2025	1
Nick Kopkey	■	North Manchester, IN	09/18/2025	1

"We just re-engaged a customer we *hadn't done business with in over 20 years* [using the EDA mobile app]. We had a great conversation."

– CJ Fehribach

# Market Insights

## Drive Better Decisions

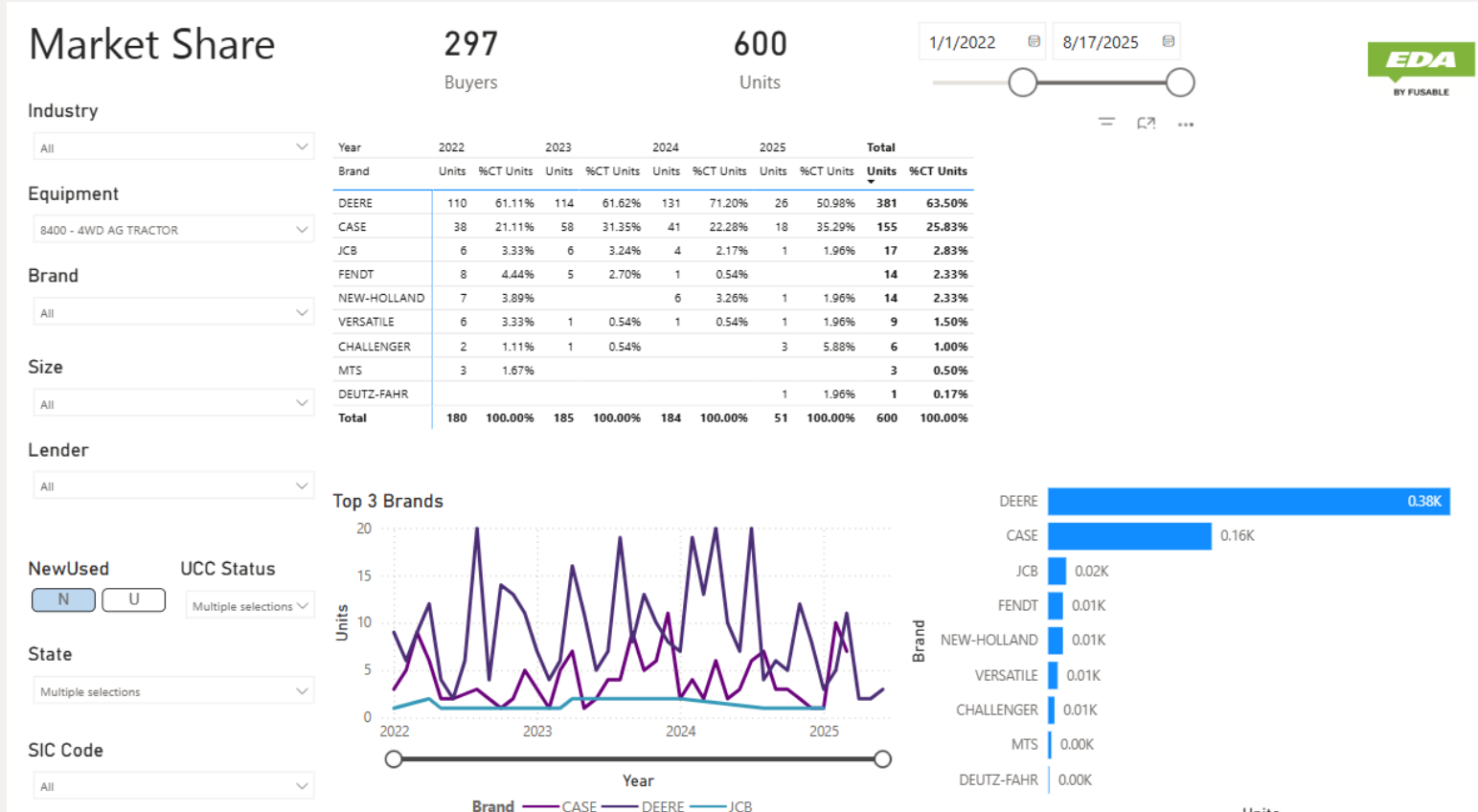
- Market Share Analysis
- Top Models
- Geographic Hot Spots
- M & A Intelligence



# 4WD Ag Tractor Market Share - KY and IN

		Year <span>▼</span>												Grand Total
		2023	2024	2025										
Brand	Values	Jan	Feb	Mar	Apr	May	Jun	Jul	Aug	Sep	Oct			
DEERE	Units	113	131	3	5	11	2	2	3	10	10		1	291
	%	61.75%	71.20%	60.00%	33.33%	55.00%	66.67%	50.00%	75.00%	66.67%	83.33%	0.00%	33.33%	63.82%
CASE	Units	57	41	1	10	7				5	1	7	2	131
	%	31.15%	22.28%	20.00%	66.67%	35.00%	0.00%	0.00%	0.00%	33.33%	8.33%	87.50%	66.67%	28.73%
JCB	Units	6	4	1							1			12
	%	3.28%	2.17%	20.00%	0.00%	0.00%	0.00%	0.00%	0.00%	0.00%	8.33%	0.00%	0.00%	2.63%
NEW-HOLLAND	Units		6			1								7
	%	0.00%	3.26%	0.00%	0.00%	5.00%	0.00%	0.00%	0.00%	0.00%	0.00%	0.00%	0.00%	1.54%
FENDT	Units	5	1											6
	%	2.73%	0.54%	0.00%	0.00%	0.00%	0.00%	0.00%	0.00%	0.00%	0.00%	0.00%	0.00%	1.32%
CHALLENGER	Units	1					1	2						4
	%	0.55%	0.00%	0.00%	0.00%	0.00%	33.33%	50.00%	0.00%	0.00%	0.00%	0.00%	0.00%	0.88%
VERSATILE	Units	1	1			1							1	4
	%	0.55%	0.54%	0.00%	0.00%	5.00%	0.00%	0.00%	0.00%	0.00%	0.00%	12.50%	0.00%	0.88%
DEUTZ-FAHR	Units								1					1
	%	0.00%	0.00%	0.00%	0.00%	0.00%	0.00%	0.00%	25.00%	0.00%	0.00%	0.00%	0.00%	0.22%
<b>Total Units</b>		<b>183</b>	<b>184</b>	<b>5</b>	<b>15</b>	<b>20</b>	<b>3</b>	<b>4</b>	<b>4</b>	<b>15</b>	<b>12</b>	<b>8</b>	<b>3</b>	<b>456</b>
<b>Total %</b>		<b>100.00%</b>	<b>100.00%</b>	<b>100.00%</b>	<b>100.00%</b>	<b>100.00%</b>	<b>100.00%</b>	<b>100.00%</b>	<b>100.00%</b>	<b>100.00%</b>	<b>100.00%</b>	<b>100.00%</b>	<b>100.00%</b>	<b>100.00%</b>

# 4WD Ag Tractor Market Share - KY and IN



# Top Models

State	All	▼
Equipment	8400 (4WD)	▼
Brand	All	▼
EQT SZ	All	▼
County	All	▼
UCC STATUS	(Multiple It...	▼
EQT New / Used	N	▼
SIC	All	▼
UDFCNTY.UDFCNTY1	All	▼

		Year ▼			
		2023	2024	2025	Grand Total
Model	Values				
9-R-440	Units	17	27	4	48
	%	9.29%	14.67%	4.49%	10.53%
9-R-540	Units	16	18	12	46
	%	8.74%	9.78%	13.48%	10.09%
9-R-590	Units	15	18	6	39
	%	8.20%	9.78%	6.74%	8.55%
9-RX-640	Units	15	15	4	34
	%	8.20%	8.15%	4.49%	7.46%
9-RX-590	Units	13	9	2	24
	%	7.10%	4.89%	2.25%	5.26%
9-R-490	Units	7	12	5	24
	%	3.83%	6.52%	5.62%	5.26%
STEIGER-620	Units	18	3		21
	%	9.84%	1.63%	0.00%	4.61%
9-RX-540	Units	12	8	1	21
	%	6.56%	4.35%	1.12%	4.61%
FASTRAC-8330	Units	6	4	2	12
	%	3.28%	2.17%	2.25%	2.63%
STEIGER-595	Units		5	6	11
	%	0.00%	2.72%	6.74%	2.41%
STEIGER-620-Q	Units	4	5	2	11
	%	2.19%	2.72%	2.25%	2.41%

# Hot Spots - ZTR Mowers

2020 2025



Industry



All

Equipment

8963 - ZERO TURN MOWER

New/Used

N

U

Brand

All

Model

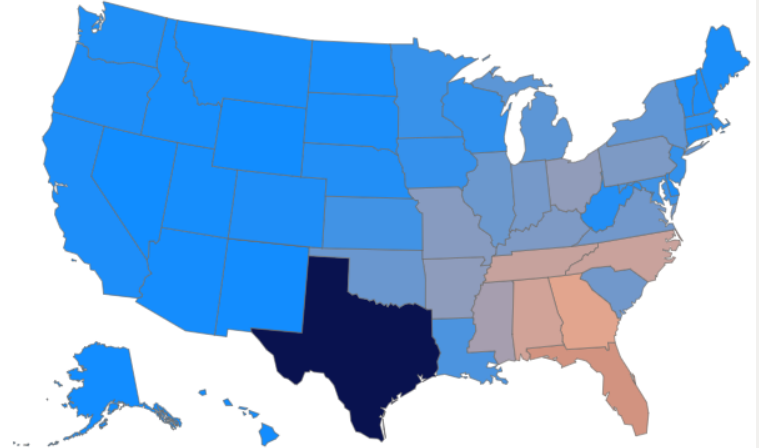
All

State

All

State	County	Units
TX	HARRIS	6,801
TX	BRAZORIA	4,886
PA	MONTGOMERY	3,877
FL	HILLSBOROUGH	3,098
FL	ORANGE	3,004
TX	MONTGOMERY	2,978
FL	POLK	2,831
FL	PALM BEACH	2,611
FL	VOLUSIA	2,594
FL	LEE	2,538
AL	BALDWIN	2,470
NC	WAKE	2,442
<b>Total</b>		<b>809,045</b>

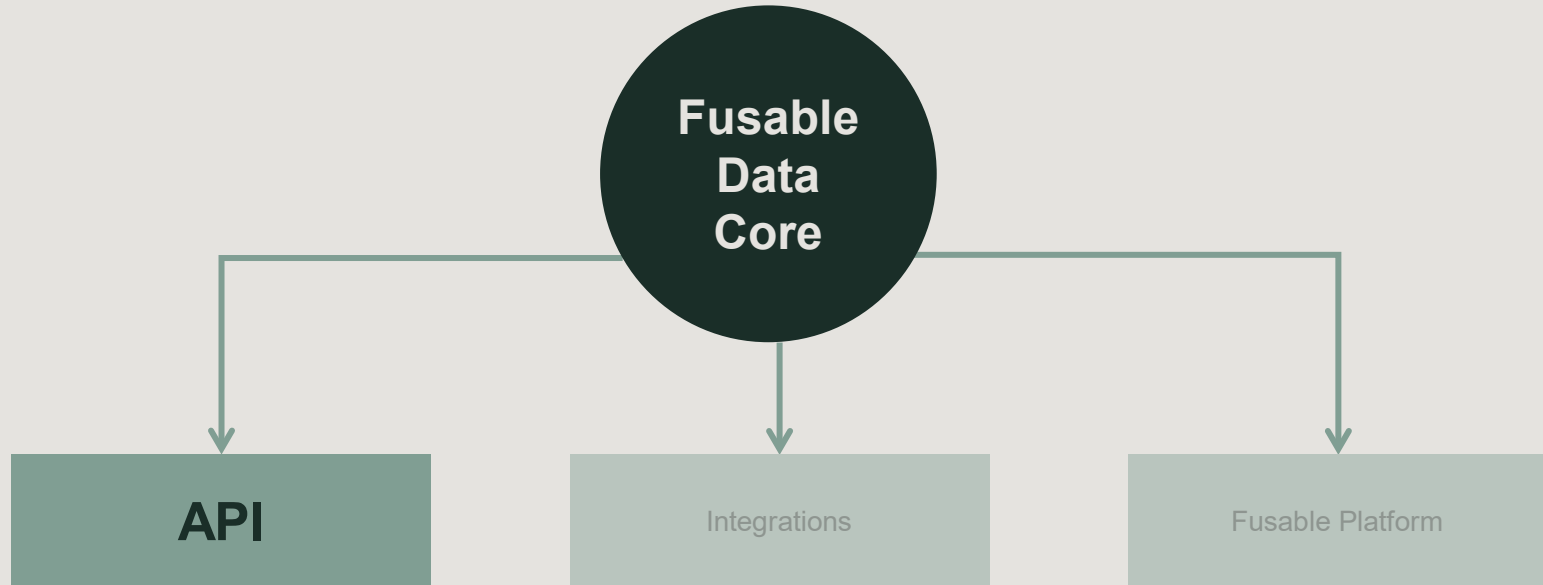
Units by State



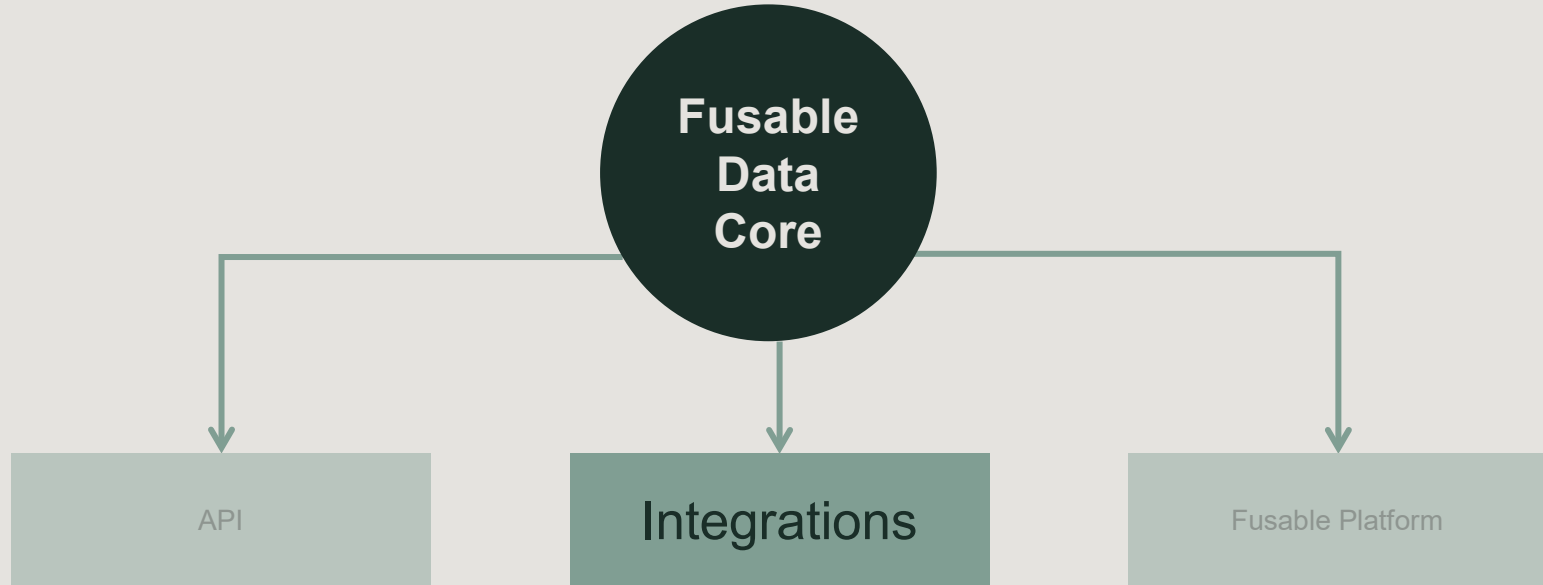
# **3 New Ways to Access Fusible UCC Data**



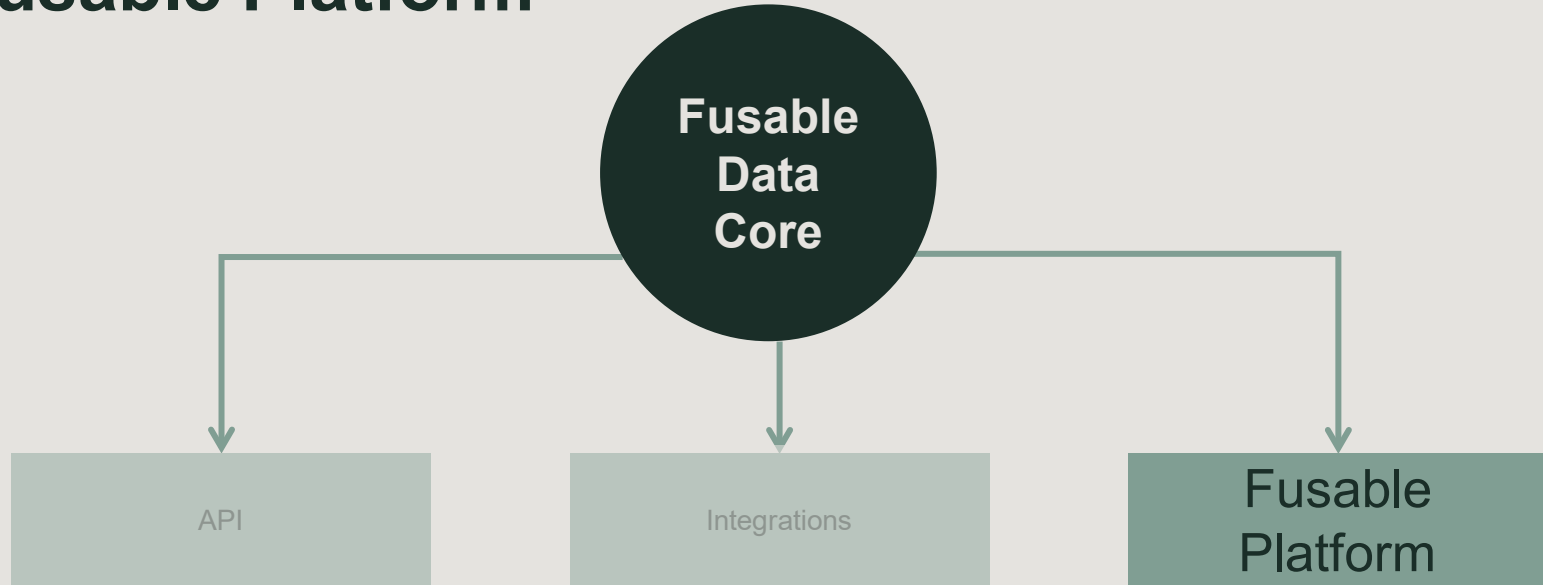
# Custom Delivery for Your Tech Stack: API



# Custom Delivery for Your Tech Stack: Integrations



# Custom Delivery for Your Tech Stack: Fusable Platform



**FUSABLE** [Have Feedback?](#)

Prospecting > Lists > OH Tractors

**OH Tractors**

[Prospect List](#) [Analytics](#)

Company ↑↓	City ↑↓	State ↑↓	Total Financed Units ↑↓	
Aim Trans Solutions	Girard	OH	1196	<a href="#">View Profile</a>
All Crane Rental Corp.	Independence	OH	959	<a href="#">View Profile</a>
Interstate Truckway Inc.	Cincinnati	OH	779	<a href="#">View Profile</a>
Crown Equipment Corp.	New Bremen	OH	643	<a href="#">View Profile</a>
Costar Equipment, Inc.	North Jackson	OH	606	<a href="#">View Profile</a>

State

**Michael & Marilyn Schaad**  
 Fusable ID: 10019169996  
 Financed Equipment: 24 (last 60 months)  
[View Profile](#)

Keyboard shortcuts | Map data ©2025 Google | Terms

# UCC Data Use Success tips



## CHAMPION

Identify One



## 3 THINGS

Find your



## FOCUS

Data Story


# Client Success



**Grayson Dalton**  
*Sr Client Success Manager*



**Mary Catherine Cole**  
*Sr Client Success Manager*



**Mason Dunlap**  
*Sr Client Success Manager*

**40+ years of combined experience-  
helping clients succeed with data**

# Offers

- UCC Data Test Drive
- Find 10 High Value Prospects
- Answer a market insight question
- What else?

# Q&A

## Jeff Cull

Director of Sales, Industrial

[jeffcull@fusable.com](mailto:jeffcull@fusable.com)

205-394-5931

**FUSABLE**



**FUSABLE**